



How to Apply for the SLU Presidential Scholarship

About the Scholarship: Saint Louis University's Presidential Scholarship is a four-year award for exemplary student leaders. This competitive award covers the full cost of tuition for eight consecutive full-time (up to 18 credit hours) fall and spring semesters.

The Presidential Scholarship will replace any other offer of merit-based scholarship or award previously awarded from SLU.

Presidential Scholars can apply for additional funding (up to \$1,200) to support an Investigative Learning Experience that can take the form of a research venture, service project, internship or other co-curricular endeavor.


Details:

- Application Deadline: **December 1**
- Fall applications only
- Eligibility:
 - Cumulative GPA of 3.85/4.0 or higher (weighted or unweighted) as reported on the student's high school transcript at the end of junior year
 - ACT/SAT test scores are not required, beginning with those applying for admission for fall 2021.
- Students must submit all required materials by December 1:
 - Scholarship application
 - Official transcripts
 - Scholarship essay:
 - Topic: Prepare a 500-word answer to the following essay question before starting your application
 - The Presidential Scholarship is awarded to students who live Saint Louis University's mission of being servant leaders and men and women for others along with demonstrating strong leadership and interpersonal skills. What does it mean to you to be a leader? Give a detailed example of how you have positively influenced others through leadership and explain how you would continue the University's mission as a student.
 - Resume
 - Two letters of Recommendation
- Students may submit their scholarship application *prior* to receiving an admissions decision
- Applicants are reviewed by SLU during the first week of January
 - Selected scholarship candidates are generally notified in early January for interviews to be scheduled with SLU faculty and staff
 - SLU prefers students to come to campus for the interviews, however, other alternate interview options will be assessed on a case by case basis.
- Final scholarship decisions are generally announced in mid to late March
- See SLU's website for additional information: <https://www.slu.edu/financial-aid/types-of-aid/scholarships.php>

These criteria are used only for determining eligibility and do not guarantee that you will be selected as a Presidential Scholarship recipient. After reviewing the applications, SLU invites a select group of students to our St. Louis campus to interview and compete for a Presidential Scholarship. This is a highly competitive award. Approximately half of the applicants are selected for interviews.

Application Source: Your agent applied via the INTO Partner Portal

- 1) Click this link to begin the process: [separate Presidential Scholarship application](#)
- 2) The link will bring you to this page:



SAINT LOUIS UNIVERSITY

About Academics Athletics Research Life at SLU Admission

Home + Apply Now

SLU Mission
Fast Facts
About Campus

Questions?
If you have questions about your application for admission, please contact us at 1-800-758-3678 or at admission@slu.edu.

Apply to Saint Louis University

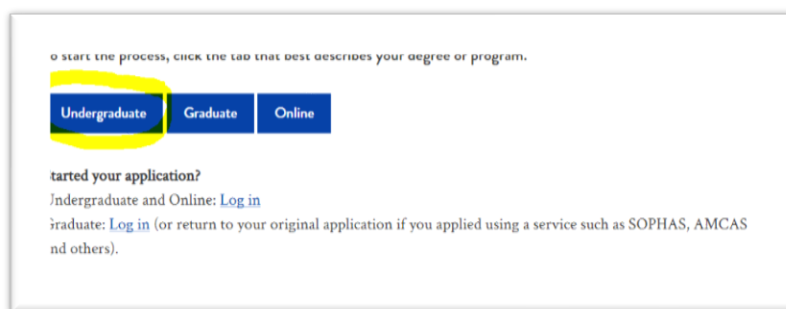
We are glad you are considering Saint Louis University for the next step in your education.

To start the process, click the tab that best describes your degree or program.

Undergraduate Graduate Online

Started your application?
Undergraduate and Online: [Log in](#)
Graduate: [Log in](#) (or return to your original application if you applied using a service such as SOPHAS, AMCAS and others).

- 3) Select the “Undergraduate” Option



To start the process, click the tab that best describes your degree or program.

Undergraduate Graduate Online

Started your application?
Undergraduate and Online: [Log in](#)
Graduate: [Log in](#) (or return to your original application if you applied using a service such as SOPHAS, AMCAS and others).



SAINT LOUIS
UNIVERSITY

4) Scroll down towards the bottom of the page and click on this button:



5) You will get to this page. Enter your information and click “Register” at the bottom.

Are you applied to SLU using the Common Application and received an email to access your scholarship applications?
Are you already applied for admission through the SLU applicant portal?
Click here and then click "Forgot your password" to create a new one.

If this is your first time accessing the Saint Louis University portal to apply for admission, please fill out the information below and use the email address where you've been receiving email from

What type of prospective student are you


First Name

Last Name

Email
Please use your personal email address and not your school email address.

Password
Password must be at least 8 characters long and include at least 1 capital letter, 1 lowercase letter, and 1 number.

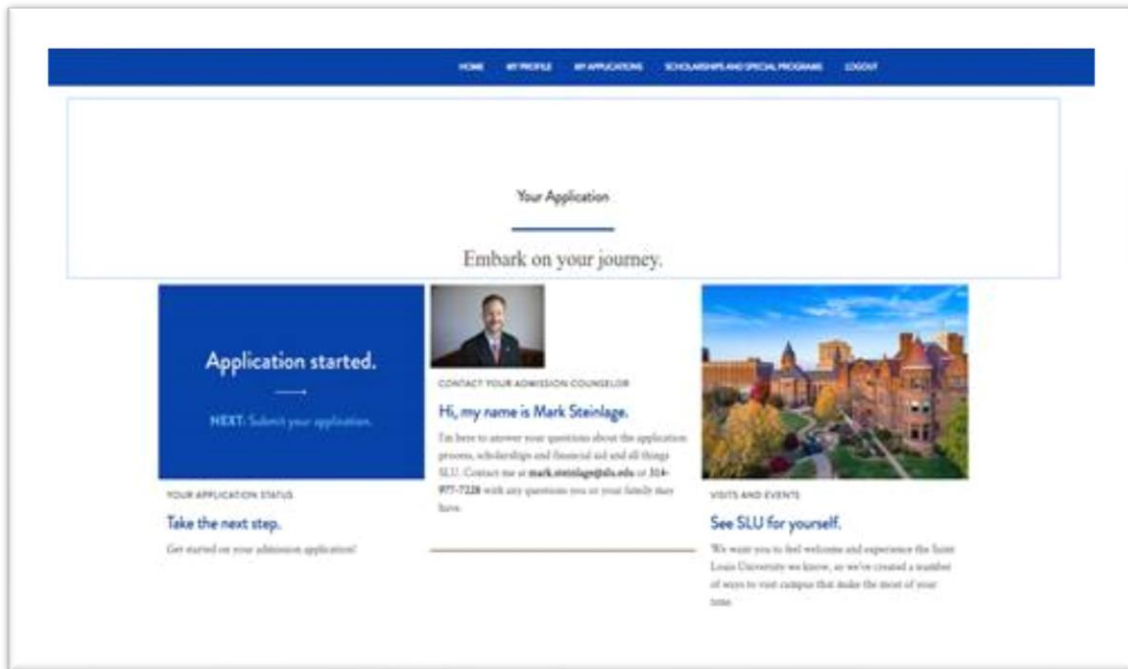
Confirm Password

I'm not a robot  [Privacy](#) - [Terms](#)

Register



6) Once you have successfully registered, you will be taken to your portal which looks like this:



7) Scroll down on the page and click “**Apply**” under the Competitive Scholarships and Special Programs:

Competitive Scholarships and Special Programs

Scholarships. All applicants are automatically considered for merit-based scholarships upon receipt of a complete application for admission. **In addition, eligible students can apply for the Presidential and Martin Luther King Jr. scholarships.**

Special Programs. Scholars programs at SLU are designed to give motivated undergraduate students the chance to expedite their education and provide a clearer path to postgraduate success. You may **apply to** as many of these programs for which you are eligible.

Apply



SAINT LOUIS
UNIVERSITY

8) Select “Apply” for Presidential Scholarship”

PRESIDENTIAL SCHOLARSHIP Deadline: 12-01-2020	Apply	Not Completed
--	--------------	----------------------

9) Complete the application and submit.

10) Ensure that high school transcripts and all supporting documents have been submitted to SLU or INTO SLU.

Questions or issues?

Please contact:

- Shannon Soto, INTO SLU Enrollment Manager, Shannon.soto@slu.edu, 314-977-4594
- Katy Ahrens, International Admission Counselor, Kathryn.ahrens@slu.edu, 314-596-8193 (WhatsApp), WeChat:KatyAhrens_SLU